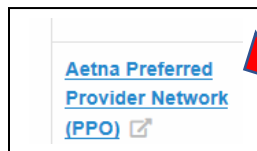


Using AETNA DocFind to Search for Preferred Providers

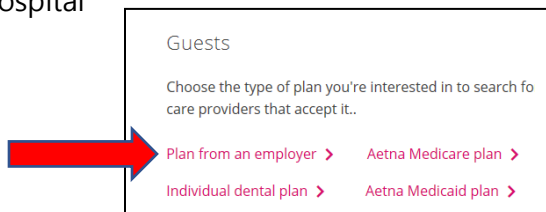
Step 1: Go to our website: www.959trusts.com

Step 2: Click on the  **FIND NETWORK PROVIDER** on the left-side of the screen

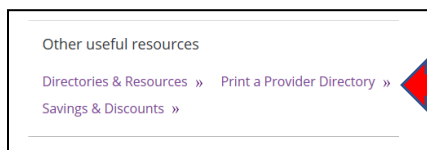
Step 3: Find Network Provider, scroll down to:
(Half way down on left)



Step 4: Under 'Find Doctor, Dentist or Hospital'
Choose 'Plan from an Employer'

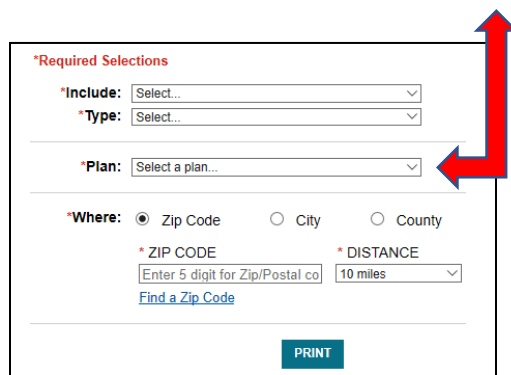


Step 5: Scroll down to 'Print a Provider Directory' Select



Step 6: From the dropdown Menus – Enter in the ***Required Selections** for your search.

****IMPORTANT**** for YOUR PLAN, YOU MUST SELECT ***Plan: Aetna Choice® POS II (Open Access)**



*Required Selections

*Include:

*Type:

*Plan:

*Where: Zip Code City County

* ZIP CODE [Find a Zip Code](#)

* DISTANCE

Enter Location & Select Print

Note: This does not actually print.

***It lists 'IN-NETWORK PROVIDERS'

Step 7: Select **CONTINUE**

Step 8: Scroll down to see your results for IN-NETWORK PROVIDERS or FACILITIES